







Wheel:

WPPM 0802 1001



Technical data

Diameter		80 mm
Wheel width		25 mm
Hub length		40 mm
Wheel axle diameter		12 mm
Load capacity		50 kg
Weight		0.2 kg

Wheel

Polypropylene wheel with black rubber tyre (Shore A 85) and plain bearing