







Wheel:

WKRB 1603 6443



## Technical data

Diameter		160 mm
Wheel width		50 mm
Hub length		71 mm
Wheel axle diameter		20 mm
Load capacity		300 kg
Weight		1.1 kg

## Wheel

Glass fibre reinforced polyamide wheel with black rubber tyre

(Shore A 65) with two deep groove ball bearings