







Wheel:

WKCS 2503 6662



## Technical data

Diameter		250 mm
Wheel width		50 mm
Hub length		90 mm
Wheel axle diameter		30 mm
Load capacity		1500 kg
Weight		10 kg

## Wheel

Single flanged wheel of chromium cast iron GG 25,  
with two deep groove ball bearings