







Wheel:

WKCP 2003 6443



Technical data

Diameter		200 mm
Wheel width		50 mm
Hub length		71 mm
Wheel axle diameter		20 mm
Load capacity		355 kg
Weight		3.6 kg

Wheel

Cast iron wheel with pressed-on full-elastic rubber tyre

(Shore A 68) with two deep groove ball bearings