







Wheel:

WKCN 1603 6551



Technical data

Diameter	 160 mm
Wheel width	 50 mm
Hub length	 64 mm
Wheel axle diameter	 25 mm
Load capacity	 1000 kg
Weight	 3.3 kg



Wheel

Cast iron wheel with two deep groove ball bearings