







Wheel:

WHPH 2003 6443



## Technical data

Diameter		200 mm
Wheel width		50 mm
Hub length		64 mm
Wheel axle diameter		20 mm
Load capacity		2000 kg
Weight		1.9 kg



## Wheel

Polyamide wheel with two sealed deep groove ball bearings