







Wheel:

WHPH 1253 6553/N=60



## Technical data

Diameter		125 mm
Wheel width		50 mm
Hub length		60 mm
Wheel axle diameter		25 mm
Load capacity		1250 kg
Weight		1.2 kg

## Wheel

Polyamide wheel with two sealed deep groove ball bearings