







Wheel:

WHPC 2003 6443



## Technical data

Diameter		200 mm
Wheel width		50 mm
Hub length		64 mm
Wheel axle diameter		20 mm
Load capacity		250 kg
Weight		1.25 kg

## Wheel

Dark grey Polypropylene wheel with grey antistatic rubber tyre

(Performa, Shore A 65 - 70) with two steel deep groove ball bearings