







Wheel:

WHCS 1003 6440



## Technical data

Diameter		100 mm
Wheel width		36 mm
Hub length		52 mm
Wheel axle diameter		20 mm
Load capacity		800 kg
Weight		2.5 kg



## Wheel

Single flanged wheel of chromium cast iron GG 25,  
with two deep groove ball bearings