







Wheel:

WFCV 3003 6000



Technical data

Diameter		300 mm
Wheel width		57 mm
Hub length		57 mm
Wheel axle diameter		25 mm
Load capacity		1500 kg
Weight		13 kg



Wheel

Cast iron wheel with bonded-on Vulkollan tyre (Shore A 92) with two ball bearings