












Swivel castor:  
JXPU 1252 5000



## Technical data

Diameter		125 mm
Wheel width		35 mm
Hub length		45 mm
Height		160 mm
Offset		45 mm
Top plate dimensions		105 x 85 mm
Top plate hole diameter		9 mm
Dist. between holes		80 x 60 mm
Brake swivel radius		120 mm
Load capacity		250 kg
Weight		1.07 kg

## Technical description

Swivel fork of deep drawn stainless steel.  
Swivelhead with

sealed precision ball bearing, grease nipple and O-ring seal.

In case of extreme conditions (like frequent jet cleaning) maintenance

by relubrication is necessary



## Wheel

Double polypropylene wheel with grey polyurethane tyre

(Shore D 70) and plain bearing