












Swivel castor:  
JXPU 1251 7100



## Technical data

Diameter		125 mm
Wheel width		35 mm
Hub length		45 mm
Height		156 mm
Offset		41 mm
Top plate dimensions		105 x 85 mm
Top plate hole diameter		9.6 mm
Dist. between holes		80 x 60 mm
Brake swivel radius		138 mm
Load capacity		150 kg
Weight		1.1 kg

## Technical description

Swivel fork of deep drawn stainless steel

Swivel bearing with double ball race



## Wheel

Polyamide wheel with polyurethane tyre

(Shore A 96) with one deep groove stainless steel ball bearing