











Swivel castor: JXPP 1255 1000



Technical data

Diameter		125 mm
Wheel width		40 mm
Hub length		45 mm
Height		156 mm
Offset		35 mm
Wheel axle diameter		12 mm
Bolt hole diameter		12.5 mm
Brake swivel radius		135 mm
Load capacity		180 kg
Weight		0.7 kg

Technical description

Swivel fork of deep drawn stainless steel

Swivel bearing with double ball race



Wheel

White Polypropylene wheel

with a plain bearing