













# Swivel castor: JXPG 2003 1100



## Technical data

Diameter		200 mm
Wheel width		50 mm
Hub length		60 mm
Height		237 mm
Offset		58 mm
Wheel axle diameter		20 mm
Top plate dimensions		135 x 110 mm
Top plate hole diameter		11 mm
Dist. between holes		105 x 75,80 mm
Brake swivel radius		175 mm
Load capacity		200 kg
Weight		3 kg

## Technical description

Swivel fork of deep drawn stainless steel

Swivel bearing with double ball race



## Wheel

Polypropylene wheel with grey rubber tyre (Shore A 85) and plain bearing