













## Swivel castor with wheel locking brake:

### JXPG 1002 6153/B



## Technical data

Diameter		100 mm
Wheel width		30 mm
Hub length		45 mm
Height		130 mm
Offset		40 mm
Wheel axle diameter		15 mm
Top plate dimensions		105 x 85 mm
Top plate hole diameter		9 mm
Dist. between holes		80 x 60 mm
Brake swivel radius		120 mm
Load capacity		80 kg
Weight		1.4 kg

## Technical description

Swivel fork of deep drawn stainless steel with wheel brake.

Swivelhead with sealed precision ball bearing, grease nipple

and O-ring seal. In case of extreme conditions

(like frequent jet cleaning) maintenance by relubrication

is necessary



## Wheel

Polyamide wheel with grey rubber tyre

(Shore A 85) and two deep groove ball bearings