












Swivel castor:

JXPF 1602 6443



Technical data

Diameter		160 mm
Wheel width		50 mm
Hub length		64 mm
Height		195 mm
Offset		55 mm
Top plate dimensions		135 x 110 mm
Top plate hole diameter		11 mm
Dist. between holes		105 x 75,80 mm
Brake swivel radius		175 mm
Load capacity		250 kg
Weight		2.47 kg

Technical description

Swivel fork of deep drawn stainless steel

Swivel bearing with double ball race



Wheel

Dark grey Polypropylene wheel with grey elastic Performa tyre

(65° - 70° Shore A) with two deep groove ball bearings