












Swivel castor: JTPR 1252 5100



Technical data

| | | |
|-------------------------|---|---------------|
| Diameter |  | 125 mm |
| Wheel width |  | 40 mm |
| Hub length |  | 50 mm |
| Height |  | 156 mm |
| Offset |  | 42.5 mm |
| Top plate dimensions |  | 105 x 86 mm |
| Top plate hole diameter |  | 9 mm |
| Dist. between holes |  | 80/77 x 60 mm |
| Brake swivel radius |  | 120 mm |
| Load capacity |  | 180 kg |
| Weight |  | 1.32 kg |

Technical description

Swivel fork of deep drawn zinc-coated steel Swivel bearing with double ball raceways and sealing an extra sturdy

plate (4 mm) and fork legs (3.5 mm) for even higher load capacity



Wheel

Dark grey Polypropylene wheel with a blue elastic rubber tyre (Performa, Shore A 65-70) with one deep groove ball bearing