













Swivel castor: JTPN 1252 5100



Technical data

| | | |
|-------------------------|---|---------------|
| Diameter |  | 125 mm |
| Wheel width |  | 35 mm |
| Hub length |  | 48 mm |
| Height |  | 155 mm |
| Offset |  | 42.5 mm |
| Wheel axle diameter |  | 10 mm |
| Top plate dimensions |  | 105 x 86 mm |
| Top plate hole diameter |  | 9 mm |
| Dist. between holes |  | 80/77 x 60 mm |
| Brake swivel radius |  | 134 mm |
| Load capacity |  | 250 kg |
| Weight |  | 1.1 kg |

Technical description

Swivel fork of deep drawn zinc-coated steel Swivel bearing with double ball raceways and sealing an extra sturdy

plate (4 mm) and fork legs (3.5 mm) for even higher load capacity



Wheel

Polyamide wheel with one sealed deep groove ball bearing