







# Swivel castor: JTPC 1005 7000



## Technical data

Diameter		100 mm
Wheel width		32 mm
Hub length		50 mm
Height		125 mm
Offset		40 mm
Bolt hole diameter		12 mm
Brake swivel radius		117 mm
Load capacity		120 kg
Weight		1.1 kg

## Technical description

Swivel fork of deep drawn zinc-coated steel Swivel bearing with double ball raceways and sealring an extra sturdy

plate (4 mm) and fork legs (3.5 mm) for even higher load capacity



## Wheel

Dark grey Polypropylene wheel with grey antistatic rubber tyre

(Performa, Shore A 65 - 70) with one stainless steel deep groove ball bearing