













# Swivel castor: JSPN 1252 6123



## Technical data

Diameter		125 mm
Wheel width		35 mm
Hub length		45 mm
Height		160 mm
Offset		45 mm
Wheel axle diameter		12 mm
Top plate dimensions		105 x 85 mm
Top plate hole diameter		9 mm
Dist. between holes		80 x 60 mm
Brake swivel radius		120 mm
Load capacity		340 kg
Weight		1.1 kg

## Technical description

Swivel fork of deep drawn zinc-coated steel  
Swivelhead with sealed precision ball bearing and a grease nipple



## Wheel

Polyamide wheel with two deep groove ball bearings