







Swivel castor:

367a 32C080b Z522

RHOMBUS 



Technical data

| | | |
|---------------|---|-------------------|
| Diameter |  | 80 mm |
| Tread width |  | 30 mm |
| Height |  | 112 mm |
| Offset |  | 43,5 mm |
| Stem size |  | 24x45 M8/19 mm |
| Load capacity |  | 80 kg |

Technical description

| |
|---|
| sheet steel metal housing |
| zinc passivated |
| swivel bearing with double ball race |
| protected from dust and water spray with plastic seal |
| also available with plate PD (77x67 mm) |
| also available with bolt hole LC (10,2 mm) |
| on inquiry also available with fixing pin Z622 (28x45 mm) |



Wheel

| |
|--|
| solid rubber tyre blue-grey (Shore A 80) |
| sheet steel metal rim zinc passivated |
| metal thread guard |
| flange bearing |