








Swivel castor with total brake mounted behind:

367h 32C125b ZLD



Technical data

| | | |
|--------------------|--|----------|
| Diameter |  | 125 mm |
| Tread width |  | 32 mm |
| Height |  | 155,5 mm |
| Offset |  | 43,5 mm |
| Bolt hole diameter |  | 12,2 mm |
| Load capacity |  | 100 kg |
| Weight |  | 1099 g |

Technical description

sheet steel metal housing

zinc passivated

swivel bearing with double ball race

protected from dust and water spray with plastic seal

also available with plate PD (77x67 mm)

also available with bolt hole LC (10,2 mm)

on inquiry also available with fixing pin Z622 (28x45 mm)



Wheel

solid rubber tyre blue-grey (Shore A 80)

sheet steel metal rim zinc passivated

metal thread guard

flange bearing