








Swivel castor:

367a 32C200b ZLD



## Technical data

Diameter		200 mm
Tread width		32 mm
Height		234 mm
Offset		61 mm
Bolt hole diameter		12,2 mm
Load capacity		120 kg
Weight		2106 g

## Technical description

sheet steel metal housing

zinc passivated

swivel bearing with double ball race

protected from dust and water spray with plastic seal

also available with plate PD (77x67 mm)

also available with bolt hole LC (10,2 mm)

on inquiry also available with fixing pin Z622 (28x45 mm)



## Wheel

solid rubber tyre blue-grey (Shore A 80)

sheet steel metal rim zinc passivated

metal thread quard

flange bearing