













Swivel castor:

JPPN 1251 1101



Technical data

| | | |
|-------------------------|---|-------------|
| Diameter |  | 125 mm |
| Wheel width |  | 40 mm |
| Hub length |  | 45 mm |
| Height |  | 156 mm |
| Offset |  | 41 mm |
| Wheel axle diameter |  | 15 mm |
| Top plate dimensions |  | 105 x 85 mm |
| Top plate hole diameter |  | 9.6 mm |
| Dist. between holes |  | 80 x 60 mm |
| Brake swivel radius |  | 138 mm |
| Load capacity |  | 200 kg |
| Weight |  | 1 kg |

Technical description

Swivel fork of deep drawn zinc-coated steel,
swivel bearing with double ball race way
and sealing (excluded the bolt hole fixing plate)



Wheel

Polyamide wheel with plain bearing