











# Swivel castor: JPPN 1005 1000



## Technical data

Diameter		100 mm
Wheel width		35 mm
Hub length		40 mm
Height		128 mm
Offset		34 mm
Wheel axle diameter		12 mm
Bolt hole diameter		12.3 mm
Brake swivel radius		128 mm
Load capacity		150 kg
Weight		0.6 kg

## Technical description

Swivel fork of deep drawn zinc-coated steel,  
swivel bearing with double ball race way  
and sealring (excluded the bolt hole fixing plate)



## Wheel

Polyamide wheel with plain bearing