











# Swivel castor: JPPB 1255 2000



## Technical data

|                     |   |         |
|---------------------|---|---------|
| Diameter            |    | 125 mm  |
| Wheel width         |    | 35 mm   |
| Hub length          |    | 45 mm   |
| Height              |    | 156 mm  |
| Offset              |    | 41 mm   |
| Wheel axle diameter |    | 15 mm   |
| Bolt hole diameter  |    | 12.3 mm |
| Brake swivel radius |   | 138 mm  |
| Load capacity       |  | 150 kg  |
| Weight              |  | 1.1 kg  |

## Technical description

Swivel fork of deep drawn zinc-coated steel,  
swivel bearing with double ball race way  
and sealring (excluded the bolt hole fixing plate)



## Wheel

Polyamide wheel with blue rubber tyre  
(Shore A 70) with roller bearing