












Swivel castor:

JLPT 1001 1000



## Technical data

Diameter		100 mm
Wheel width		38 mm
Hub length		40 mm
Height		128 mm
Offset		33 mm
Wheel axle diameter		12 mm
Top plate dimensions		105 x 85 mm
Top plate hole diameter		9 mm
Dist. between holes		80 x 60 mm
Load capacity		75 kg
Weight		0.9 kg

## Technical description

Swivel fork of deep drawn zinc-coated steel

Swivel bearing with double ball race way

and sealing, operating temperatures -40° to +250°C



## Wheel

Plastic wheel with high temperature black rubber tyre

(Shore A 62). Temperature resistance -40°C to +300 °C