











Swivel castor:  
 JLPL 3.00-4



### Technical data

Diameter		260 mm
Wheel width		85 mm
Hub length		75 mm
Height		307 mm
Offset		85 mm
Top plate dimensions		200 x 160 mm
Top plate hole diameter		14 mm
Dist. between holes		150 x 115 mm
Load capacity		170 kg
Weight		4.3 kg

### Technical description

Swivel fork of deep drawn zinc-coated steel

Swivel bearing with double ball race way

and sealing, operating temperatures -40° to +250°C



### Wheel

Pneumatic wheel with a red plastic core

black tyre