










Swivel castor with total brake mounted behind:

367h 32C080b ZPF



## Technical data

|                         |   |                |
|-------------------------|---|----------------|
| Diameter                |    | 80 mm          |
| Tread width             |    | 30 mm          |
| Height                  |    | 117 mm         |
| Offset                  |    | 43,5 mm        |
| Top plate dimensions    |    | 95x70 mm       |
| Top plate hole diameter |    | 9 mm           |
| Dist. between holes     |   | 75x45/72x52 mm |
| Load capacity           |  | 80 kg          |
| Weight                  |  | 961 g          |

## Technical description

|   |
|---|
| sheet steel metal housing                                 |
| zinc passivated   |
| swivel bearing with double ball race                      |
| protected from dust and water spray with plastic seal     |
| also available with plate PD (77x67 mm)                   |
| also available with bolt hole LC (10,2 mm)                |
| on inquiry also available with fixing pin Z622 (28x45 mm) |



## Wheel

|  |
|--|
| solid rubber tyre blue-grey (Shore A 80) |
| sheet steel metal rim zinc passivated    |
| metal thread quard                       |
| flange bearing                           |