









Swivel castor:

367a 32C200b ZPF



Technical data

| | | |
|-------------------------|---|----------------|
| Diameter |  | 200 mm |
| Tread width |  | 32 mm |
| Height |  | 241 mm |
| Offset |  | 61 mm |
| Top plate dimensions |  | 95x70 mm |
| Top plate hole diameter |  | 9 mm |
| Dist. between holes |  | 75x45/72x52 mm |
| Load capacity |  | 120 kg |

Technical description

| |
|---|
| sheet steel metal housing |
| zinc passivated |
| swivel bearing with double ball race |
| protected from dust and water spray with plastic seal |
| also available with plate PD (77x67 mm) |
| also available with bolt hole LC (10,2 mm) |
| on inquiry also available with fixing pin Z622 (28x45 mm) |



Wheel

| |
|--|
| solid rubber tyre blue-grey (Shore A 80) |
| sheet steel metal rim zinc passivated |
| metal thread guard |
| flange bearing |