












Swivel castor: JFCV 1253 6100



Technical data

| | | |
|-------------------------|---|----------------|
| Diameter |  | 125 mm |
| Wheel width |  | 38 mm |
| Hub length |  | 57 mm |
| Height |  | 177 mm |
| Offset |  | 56 mm |
| Top plate dimensions |  | 150 x 110 mm |
| Top plate hole diameter |  | 10.5 mm |
| Dist. between holes |  | 105 x 75,80 mm |
| Brake swivel radius |  | 160 mm |
| Load capacity |  | 425 kg |
| Weight |  | 4.3 kg |

Technical description

Heavy duty welded steel swivel fork. Swivel bearing with hardened race way, grease nipple and sealing.

To order a four-station directional lock see article number 2304-0612. Only for Diameter 125 to 250 mm.



Wheel

Cast iron wheel with bonded-on Vulkollan tyre (Shore A 92) with two ball bearings