










Swivel castor:

JDPE 1005 1001



## Technical data

Diameter		100 mm
Wheel width		27 mm
Hub length		30 mm
Height		132 mm
Offset		37 mm
Bolt hole diameter		12,5 mm
Brake swivel radius		102 mm
Load capacity		90 kg
Weight		0.46 kg

## Technical description

Swivel fork of deep drawn zinc-coated steel

Swivel bearing with double ball race way  
and sealing



## Wheel

Polypropylene wheel with a grey rubber tyre  
(Shore A 85) with zincplated threadguards