












Swivel castor:

JDPE 0751 1001



## Technical data

Diameter		75 mm
Wheel width		25 mm
Hub length		30 mm
Height		100 mm
Offset		28 mm
Top plate dimensions		60 x 60 mm
Top plate hole diameter		6.3 mm
Dist. between holes		48/38 x 48/38 mm
Brake swivel radius		85 mm
Load capacity		60 kg
Weight		0.33 kg

## Technical description

Swivel fork of deep drawn zinc-coated steel

Swivel bearing with double ball race way

and sealing



## Wheel

Polypropylene wheel with a grey rubber tyre

(Shore A 85) with zincplated threadguards