










Swivel castor:

JDPE 0505 1001



## Technical data

Diameter		50 mm
Wheel width		20 mm
Hub length		24 mm
Height		68 mm
Offset		24 mm
Bolt hole diameter		10,5 mm
Brake swivel radius		75 mm
Load capacity		40 kg
Weight		0.14 kg

## Technical description

Swivel fork of deep drawn zinc-coated steel

Swivel bearing with double ball race way

and sealing



## Wheel

Polypropylene wheel with a grey rubber tyre

(Shore A 85) with zincplated threadguards