













Swivel castor with wheel locking brake:

JBCV 1253 6443/B



## Technical data

Diameter		125 mm
Wheel width		50 mm
Hub length		64 mm
Height		160 mm
Offset		50 mm
Wheel axle diameter		20 mm
Top plate dimensions		135 x 112 mm
Top plate hole diameter		11 mm
Dist. between holes		105 x 75,80 mm
Brake swivel radius		145 mm
Load capacity		500 kg
Weight		4.5 kg

## Technical description

Swivel fork of deep drawn zinc-coated steel  
with wheel brake. Swivelhead with sealed precision

ball bearings and a grease nipple



## Wheel

Cast iron wheel with bonded-on Vulkollan tyre  
(Shore A 92) with two ball bearings