












## Swivel castor with wheel locking brake:

JBAU 1253 6440/B



## Technical data

Diameter		125 mm
Wheel width		50 mm
Hub length		62 mm
Height		160 mm
Offset		50 mm
Top plate dimensions		135 x 112 mm
Top plate hole diameter		11 mm
Dist. between holes		105 x 75,80 mm
Brake swivel radius		145 mm
Load capacity		450 kg
Weight		3.7 kg

## Technical description

Swivel fork of deep drawn zinc-coated steel  
with wheel brake. Swivelhead with sealed precision  
ball bearings and a grease nipple



## Wheel

Aluminium wheels with bonded-on polyurethane tyre (Shore A 92) with two deep groove ball bearings and steel collar bushes external diameter 15/20/25 mm to internal 8/10/12 mm. Operating temperatures from -20°C to + 80°C