








Swivel castor with total brake mounted behind:

341h 33G075b ZLC



Technical data

Diameter	 75 mm
Tread width	 24 mm
Height	 100 mm
Offset	 37 mm
Bolt hole diameter	 10,2 mm
Load capacity	 50 kg
Weight	 359 g

Technical description

sheet steel metal housing
swivel bearing with double ball race
zinc passivated



Wheel

solid rubber tyre blue-grey (Shore A 80)
plastic wheel centre grey
plain bearing
Attention: wheel in Ø 50 mm riveted!