








Swivel castor with total brake mounted behind:

341h 33G075b ZLC



Technical data

Diameter		75 mm
Tread width		24 mm
Height		100 mm
Offset		37 mm
Bolt hole diameter		10,2 mm
Load capacity		50 kg
Weight		359 g

Technical description

sheet steel metal housing

swivel bearing with double ball race

zinc passivated



Wheel

solid rubber tyre blue-grey (Shore A 80)

plastic wheel centre grey

plain bearing

Attention: wheel in Ø 50 mm riveted!