













Fixed castor:

FTPU 1252 5000



## Technical data

Diameter		125 mm
Wheel width		35 mm
Hub length		48 mm
Height		155 mm
Offset		42.5 mm
Wheel axle diameter		10 mm
Top plate dimensions		105 x 86 mm
Top plate hole diameter		9 mm
Dist. between holes		80/77 x 60 mm
Brake swivel radius		134 mm
Load capacity		250 kg
Weight		0.8 kg

## Technical description

Rigid fork of zinc-coated sheet steel with an extra sturdy plate (4 mm) and fork legs (3.5 mm) for even higher load capacity



## Wheel

Polyamide wheel with polyurethane tyre (Shore A 96) with one deep groove ball bearing