








Swivel castor:

341a 33G100b ZLC



Technical data

Diameter		100 mm
Tread width		24 mm
Height		121 mm
Offset		28 mm
Bolt hole diameter		10,2 mm
Load capacity		60 kg
Weight		394 g

Technical description

sheet steel metal housing

swivel bearing with double ball race

zinc passivated



Wheel

solid rubber tyre blue-grey (Shore A 80)

plastic wheel centre grey

plain bearing

Attention: wheel in Ø 50 mm riveted!