













Fixed castor:

FSPU 1252 5000



Technical data

Diameter		125 mm
Wheel width		35 mm
Hub length		45 mm
Height		160 mm
Offset		45 mm
Wheel axle diameter		8 mm
Top plate dimensions		105 x 85 mm
Top plate hole diameter		9 mm
Dist. between holes		80 x 60 mm
Brake swivel radius		120 mm
Load capacity		250 kg
Weight		0.8 kg

Technical description

Rigid fork of zinc-coated sheet steel



Wheel

Polyamide wheel with polyurethane tyre

(Shore A 96) with one deep groove ball bearing