













Fixed castor:

FSPM 2002 6441



## Technical data

Diameter		200 mm
Wheel width		50 mm
Hub length		64 mm
Height		235 mm
Offset		60 mm
Wheel axle diameter		20 mm
Top plate dimensions		135 x 112 mm
Top plate hole diameter		11 mm
Dist. between holes		105 x 75,80 mm
Brake swivel radius		145 mm
Load capacity		270 kg
Weight		2.9 kg

## Technical description

Rigid fork of zinc-coated sheet steel



## Wheel

Polyamide wheel with black rubber tyre

(Shore A 85) and two deep groove ball bearings