













Fixed castor:

FSPM 1252 6151



## Technical data

Diameter		125 mm
Wheel width		35 mm
Hub length		45 mm
Height		160 mm
Offset		50 mm
Wheel axle diameter		15 mm
Top plate dimensions		105 x 85 mm
Top plate hole diameter		9 mm
Dist. between holes		80 x 60 mm
Brake swivel radius		120 mm
Load capacity		120 kg
Weight		1.1 kg

## Technical description

Rigid fork of zinc-coated sheet steel



## Wheel

Polyamide wheel with black rubber tyre

(Shore A 85) and two deep groove ball bearings