













Fixed castor:

FSPG 1602 6443



## Technical data

Diameter		160 mm
Wheel width		40 mm
Hub length		64 mm
Height		195 mm
Offset		55 mm
Wheel axle diameter		20 mm
Top plate dimensions		135 x 112 mm
Top plate hole diameter		11 mm
Dist. between holes		105 x 75,80 mm
Brake swivel radius		145 mm
Load capacity		175 kg
Weight		2 kg

## Technical description

Rigid fork of zinc-coated sheet steel



## Wheel

Polyamide wheel with grey rubber tyre

(Shore A 85) and two deep groove ball bearings