













Fixed castor:

FRCU 2003 2000



Technical data

| | | |
|-------------------------|---------------------------------------------------------------------------------------|----------------|
| Diameter |  | 200 mm |
| Wheel width |  | 51 mm |
| Hub length |  | 60 mm |
| Height |  | 241 mm |
| Offset |  | 54 mm |
| Wheel axle diameter |  | 20 mm |
| Top plate dimensions |  | 135 x 110 mm |
| Top plate hole diameter |  | 10.5 mm |
| Dist. between holes |  | 105 x 75,80 mm |
| Brake swivel radius |  | 157 mm |
| Load capacity |  | 600 kg |
| Weight |  | 4.8 kg |



Wheel

Cast iron wheel with bonded-on polyurethane tyre (Shore A 92) with two taper roller bearings