













Fixed castor:

FPPU 1001 5000



## Technical data

Diameter		100 mm
Wheel width		30 mm
Hub length		42 mm
Height		128 mm
Offset		38 mm
Wheel axle diameter		8 mm
Top plate dimensions		105 x 85 mm
Top plate hole diameter		9.6 mm
Dist. between holes		80 x 60 mm
Brake swivel radius		128 mm
Load capacity		150 kg
Weight		0.7 kg

## Technical description

Rigid fork of zinc-coated sheet steel



## Wheel

Polyamide wheel with polyurethane tyre

(Shore A 96) with one deep groove ball bearing