










Swivel castor with total brake mounted behind:

367h 29K150r ZPF



Technical data

| | | |
|-------------------------|---|----------------|
| Diameter |  | 150 mm |
| Tread width |  | 32 mm |
| Height |  | 189 mm |
| Offset |  | 51 mm |
| Top plate dimensions |  | 95x70 mm |
| Top plate hole diameter |  | 9 mm |
| Dist. between holes |  | 75x45/72x52 mm |
| Load capacity |  | 120 kg |
| Weight |  | 1058 g |

Technical description

| |
|---|
| sheet steel metal housing |
| zinc passivated |
| swivel bearing with double ball race |
| protected from dust and water spray with plastic seal |
| also available with plate PD (77x67 mm) |
| also available with bolt hole LC (10,2 mm) |
| on inquiry also available with fixing pin Z622 (28x45 mm) |



Wheel

thermoplastic elastomer tyre (TPE) iron grey RAL 7011 (Shore A 80)

plastic wheel centre and thread guard silver grey RAL7001

precision ball bearing

Contact discoloration on unsealed grounds possible!>>