








Swivel castor:

362a 36K125b ZLD



Technical data

| | | |
|--------------------|--|---------|
| Diameter |  | 125 mm |
| Tread width |  | 32 mm |
| Height |  | 155 mm |
| Offset |  | 38 mm |
| Bolt hole diameter |  | 12,2 mm |
| Load capacity |  | 100 kg |
| Weight |  | 720 g |

Technical description

sheet steel metal

swivel bearing with double ball race

zinc passivated

also available with bolt hole LC (10,2 mm)

on inquiry also available with threaded (ZGI) and flat pin (ZCS)



Wheel

solid rubber tyre iron-grey RAL 7011 (Shore A 80)

plastic wheel centre and plastic thread guard silver grey RAL 7001

precision ball bearing