













Swivel castor with total brake mounted behind:

**BXPN 2003 1100**



## Technical data

Diameter		200 mm
Wheel width		45 mm
Hub length		60 mm
Height		237 mm
Offset		58 mm
Wheel axle diameter		20 mm
Top plate dimensions		135 x 110 mm
Top plate hole diameter		11 mm
Dist. between holes		105 x 75,80 mm
Brake swivel radius		175 mm
Load capacity		250 kg
Weight		2.7 kg

## Technical description

Swivel fork of deep drawn stainless steel

Swivel bearing with double ball race and sealing  
with a total lock brake



## Wheel

Polyamide wheel with plain bearing