













Swivel castor with total brake mounted behind:

BTRB 1252 5100



Technical data

| | | |
|-------------------------|---|---------------|
| Diameter |  | 125 mm |
| Wheel width |  | 35 mm |
| Hub length |  | 48 mm |
| Height |  | 155 mm |
| Offset |  | 42.5 mm |
| Wheel axle diameter |  | 10 mm |
| Top plate dimensions |  | 105 x 86 mm |
| Top plate hole diameter |  | 9 mm |
| Dist. between holes |  | 80/77 x 60 mm |
| Brake swivel radius |  | 134 mm |
| Load capacity |  | 200 kg |
| Weight |  | 1.4 kg |

Technical description

Swivel fork of deep drawn zinc-coated steel

Swivel bearing with double ball raceways and searing

with total lock brake and an extra sturdy

plate (4 mm) and fork legs (3.5 mm)

for even higher load capacity



Wheel

Glass fibre reinforced polyamide wheel with black rubber tyre

(Shore A 65) with one deep groove ball bearing